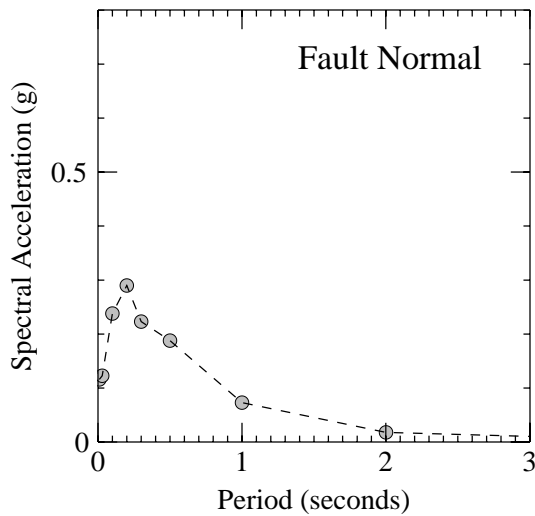
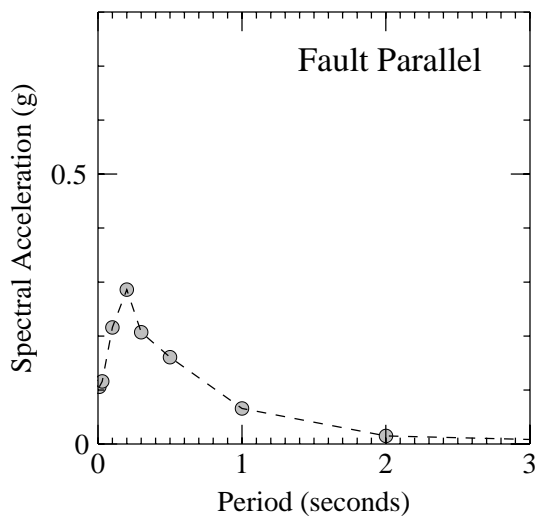


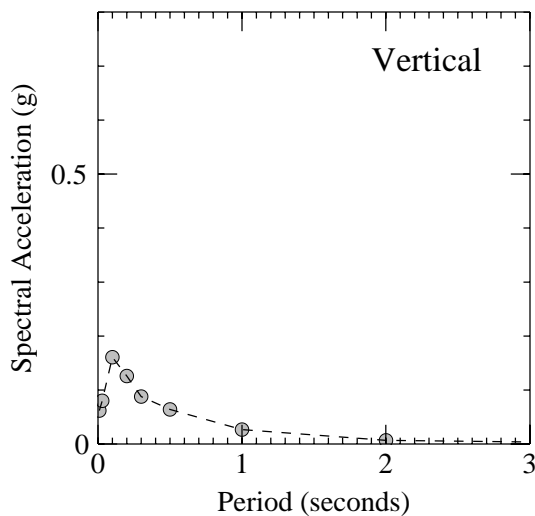
Whittier Narrows 10/1/87, 34.17N, 118.35W



Period (sec)	SA (g)
PGA	0.1160
0.03	0.1230
0.10	0.2380
0.20	0.2900
0.30	0.2230
0.50	0.1880
1.00	0.0730
2.00	0.0180
4.00	0.0030
<hr/>	
PGV (cm/sec)	6.7150



Period (sec)	SA (g)
PGA	0.1060
0.03	0.1160
0.10	0.2160
0.20	0.2860
0.30	0.2070
0.50	0.1610
1.00	0.0660
2.00	0.0150
4.00	0.0020
<hr/>	
PGV (cm/sec)	5.9800



Period (sec)	SA (g)
PGA	0.0620
0.03	0.0800
0.10	0.1610
0.20	0.1260
0.30	0.0880
0.50	0.0640
1.00	0.0270
2.00	0.0070
4.00	0.0010
<hr/>	
PGV (cm/sec)	2.4270