



Early Career MBA Study Plans – All Tracks

All tracks require successful completion of 11 core and 4 elective courses (42 credit units in total).

Curriculum

11 Core Courses (30 credit units):

- **BUS 201** Business Communications
Complete either BUS 202 or BUS 244:
- **BUS 202** Managing in the Global Economy
- **BUS 244** Information Technologies for Business: Essentials & Emerging
- **BUS 210** Developing & Managing People
- **BUS 220** Financial Accounting
- **BUS 230** Marketing Management
- **BUS 250** Law & Ethics
- **BUS 260** Managerial Decision Analysis
- **BUS 265** Silicon Valley Experience
- **BUS 270** Financial Management
- **BUS 280** Operations & Supply Chain Management
- **BUS 290** Strategic Thinking (Capstone Course)

4 Elective Courses (12 credit units):

Selected among the elective courses offered in the Early Career Program and MBA for Professionals. Elective courses are listed by the offering academic area:

- Accounting and Finance Department
- Marketing and Business Analytics
- Information Systems and Technology
- School of Management
- School of Global Innovation and Leadership

Location and Course Delivery Format

Hybrid – SJSU Main Campus and online via Zoom

Weekdays Evening Classes: 6PM – 10PM

plus **1 – 3 Saturdays per course:** 9AM – 1PM and/or 2PM – 6PM

Fall & Spring: 7/8-Week Sessions | **Summer:** 5-Week Sessions

Track of Your Choice



Accelerated Track
12 Months



Full-Time Track
21–24 Months



Part-Time Track
33–36 Months


Courses/session	2 or 3 courses	1 or 2 courses	1 course
Internship for Credit	Yes (limited)	Yes	Yes
Students on F-1 Visas	Yes	Yes	No
CPT	Yes (limited)	Yes	No



Sample Study Plan


The study plan represents a typical pattern; however, the order of courses and the academic area of the electives may be subject to change based on faculty availability. Elective courses are listed by the offering academic area.

Accelerated (12 Months)


	Term	Fall		Spring		Summer	
	Session	A	B	A	B	A	B
Required Enrollment	Core Courses	BUS 201 BUS 220 BUS 260	BUS 210 BUS 270 BUS 280	BUS 230 BUS 250	BUS 202 or BUS 244	BUS 290** BUS 265***	
Required Enrollment	Elective Courses			2 electives among: SM/SGIL A&F MKTBA		2 electives among: A&F SM/SGIL SISTech	

Full-Time (21 – 24 Months)

Year 1

	Term	Fall		Spring		Summer	
	Session	A	B	A	B	A	B
Required Enrollment	Core Courses	BUS 201 BUS 220	BUS 210 BUS 270	BUS 230 BUS 250	BUS 202 or BUS 244		
Optional Enrollment	Elective Courses			1 elective among: SM/SGIL A&F MKTBA		1 or 2 electives among: A&F SM/SGIL SISTech	


Year 2

	Term	Fall		Spring		Summer	
	Session	A	B	A	B	A	B
Required Enrollment	Core Courses	BUS 260	BUS 280	BUS 290** BUS 265***			
Required Enrollment	Elective Courses	1 elective among: SM/SGIL MKTBA SM/SGIL					
Optional Enrollment	Elective Courses			1 elective among: SM/SGIL A&F MKTBA		1 or 2 electives among: A&F SM/SGIL SISTech	




Part-Time (33 - 36 Months)


Year 1

	Term	Fall		Spring		Summer	
	Session	A	B	A	B	A	B
Required Enrollment	Core Courses	BUS 201*	BUS 210 BUS 280	BUS 230	BUS 202 or BUS 244		
Optional Enrollment	Elective Courses					1 or 2 electives among: SISTech SM/SGIL	

Year 2

	Term	Fall		Spring		Summer	
	Session	A	B	A	B	A	B
Required Enrollment	Core Courses	BUS 220	BUS 270	BUS 250			
Required Enrollment	Elective Courses			1 elective among: A&F MKTBA			
Optional Enrollment	Elective Courses					1 or 2 electives among: A&F SM/SGIL SISTech	

Year 3

	Term	Fall		Spring		Summer	
	Session	A	B	A	B	A	B
Required Enrollment	Core Courses	BUS260		BUS 290** BUS 265***			
Required Enrollment	Elective Courses	1 elective among: MKTBA SM/SGIL					
Optional Enrollment	Elective Courses			1 elective among: SM/SGIL A&F MKTBA		1 or 2 electives among: A&F SM/SGIL SISTech	

*Enrollment in BUS 201 Special Session Section for Part-Time Students ONLY.

**Enrollment in BUS 290 requires successful completion of BUS 201, BUS 202 or BUS 244, BUS 210, BUS 220, BUS 230, BUS 250, BUS 260, BUS 270 and BUS 280.

***BUS 290 and BUS 265 are semester-long courses and span over sessions A & B. You must enroll in BUS 265 during the same semester as BUS 290. However, the activities and assignments of BUS 265 take place throughout the entire MBA program.