NSSE 2014

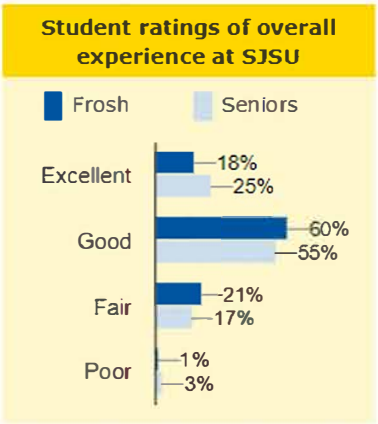
Student ratings of overall experience at SJSU
Frosh
Seniors
Excellent
18%
25%
Good
60%
55%
Fair
21%
17%
Poor
1%
3%

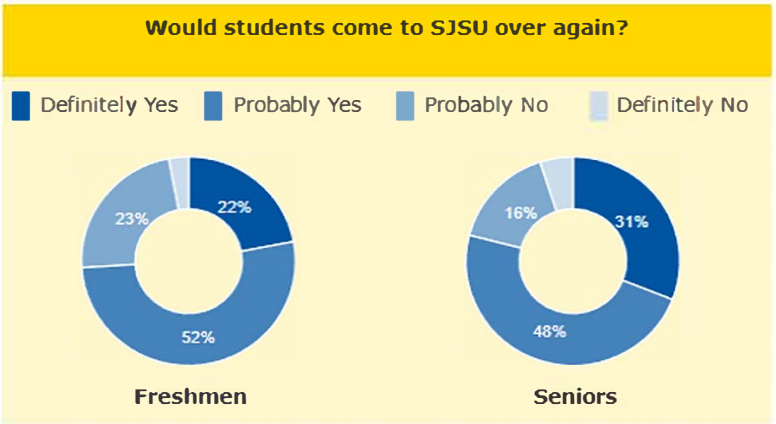
Would students come to SJSU over again?
Definitely Yes
Probably Yes
Probably No
Definitely No
22%
52%
23%
Freshmen
31%
48%
16%
Seniors

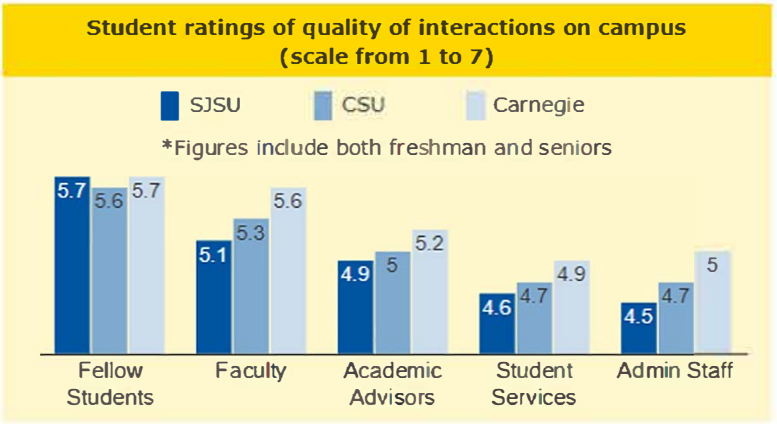
Student ratings of quality of interactions on campus (scale from 1 to 7)
SJSU
CSU
Carnegie
*Figures include both freshman and seniors
5.7
5.6
5.7
Fellow Students
5.1
5.3
5.6
Faculty
4.9
5
5.2
Academic Advisors
4.6
4.7
4.9
Student Services
4.5
4.7
5
Admin Staff

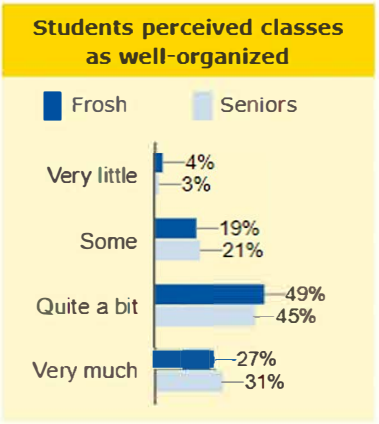
Students perceived classes as well-organized
Frosh
Seniors
Very little
4%
3%
Some
19%
21%
Quite a bit
49%
45%
Very much
27%
31%

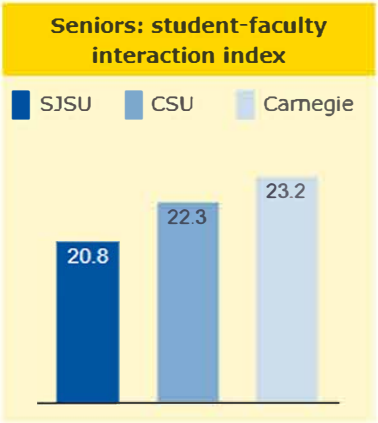
Seniors: student-faculty interaction index
SJSU
CSU
Carnegie
20.8
22.3
23.2

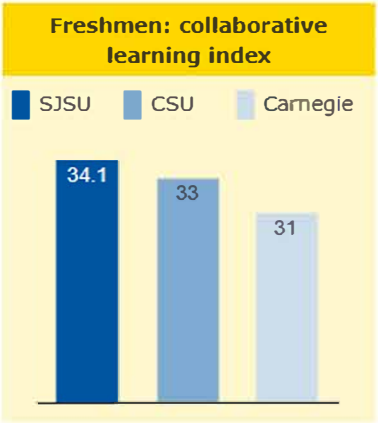
Freshmen: collaborative learning index
SJSU
CSU
Carnegie
34.1
33
31

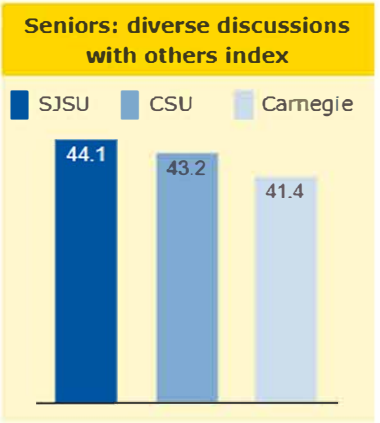
Seniors: diverse discussions with others index
SJSU
CSU
Carnegie
44.1
43.2
41.4