

Hazard Communication: Labels

The Globally Harmonized System (GHS) is an international approach to hazard communication that standardizes chemical hazard classification, labeling, and safety data sheets (SDS). Employers can effectively communicate the hazards associated with specific chemicals by using the GHS.

What are the Components of a GHS Label?

A GHS label is made up of the following components (see the sample label below):

- **Product Identifier:** Product Identifier provides the name or number of the chemical product as it appears on the safety data sheet (SDS). It helps identify the specific chemical or mixture being used.
- **Signal Word:** The signal word indicates the severity of the hazard. “Danger” is used for more severe hazards and “Warning” is used for less severe hazards.
- **Hazard Statement(s):** The hazard statement describes the nature of the chemical hazard. These statements provide information about the specific hazards, such as flammability, toxicity, or environmental hazards.
- **Precautionary Statement(s):** The precautionary statement describes the recommended measures that need to be taken to protect the health and safety of the person using the chemical. They may include recommendations for personal protective equipment (PPE), safe handling procedures, and emergency response measures.
- **Pictogram(s):** Pictograms are standardized symbols used to visually represent the hazards associated with the chemical product. There are nine pictograms. Eight out of the nine pictograms are mandatory in the U.S., with the exception be the environment. See the next page for the pictograms and their associated hazards.
- **Name, address, and telephone number of the manufacturer, importer, or other responsible party:** The name, address and telephone number are the name(s) of the parties responsible for supplying the hazardous chemical.

Sample GHS Label

Product Identifier

Signal Word

Hazard Statement

Precautionary Statement

Supplier Information

AMMONIA

DANGER

TOXIC IF INGESTED

Wash hands thoroughly after handling. Close container tightly when not in use. Keep away from heat, sparks, open flames; may explode when exposed to high heat. Use in open, well ventilated area. Inhalation of ammonia is corrosive and irritating. Wear protective gloves and safety goggles.










Call Poison Control or physician if swallowed. Drink water or milk to dilute ammonia.

Spartan Chemical Company - 600 Washington Square San Jose, CA - spartanchemco.com - (408) 123-4567

See Safety Data Sheet (SDS) for more safety information on this product.

Hazard Communication: Labels cont.

Globally Harmonized Systems (GHS) Pictograms

<p>Health Hazard</p>  <ul style="list-style-type: none"> • Carcinogen • Mutagenicity • Reproductive Toxicity • Respiratory Sensitizer • Target Organ Toxicity • Aspiration Toxicity 	<p>Flame</p>  <ul style="list-style-type: none"> • Flammables • Pyrophorics • Self-Heating • Emits Flammable Gas • Self-Reactives 	<p>Exclamation Mark</p>  <ul style="list-style-type: none"> • Irritant (skin and eye) • Skin Sensitizer • Acute Toxicity (harmful) • Narcotic Effects • Respiratory Tract Irritant • Hazardous to Ozone Layer (non-mandatory)
<p>Gas Cylinder</p>  <ul style="list-style-type: none"> • Gases Under Pressure 	<p>Corrosion</p>  <ul style="list-style-type: none"> • Skin Corrosion/Burns • Eye Damage • Corrosive to Metals 	<p>Exploding Bomb</p>  <ul style="list-style-type: none"> • Explosives • Self-Reactives • Organic Peroxides
<p>Flame Over Circle</p>  <ul style="list-style-type: none"> • Oxidizers 	<p>Environment (Non-Mandatory)</p>  <ul style="list-style-type: none"> • Aquatic Toxicity 	<p>Skull and Crossbones</p>  <ul style="list-style-type: none"> • Acute Toxicity (fatal or toxic)

References

- Regulation: Standard Number 1910.1200: Hazard Communication
- OSHA: [Hazard Communication Standard: Labels and Pictograms](#)
- OSHA: [Hazard Communication Standard Pictogram Quick Card](#)